

Standalone Recorder

Standalone recorder does not need to connect the computer, only connect power to record. Adopt high resistance parallel connection, can record all kinds of analog telephone, audio signaling. Store the calls info in the SD card or SATA hard disk. There are 2/4/8/16/24/32 channels to choose. Support internet search, play, monitor, backup, multiple places to install, centralized management.

It is easy to install and operate, stable and reliable. It widely use in finance security, public security, call center, electric power and traffic area and so on which need to record the telephone conversations.



Device Features

- Embedded structure, does not need to connect computer to record, only connect power to work. It is convenient, reliable and anti-virus.
- With hardware and software watchdog, prevent devices hang
- Automatically record the incoming and out call, unanswered call number, duration, conversation and so on.
- Unique audio automatic gain control(AGC) technology, make sure the audio balance on two side and voice clear.
- Unique DSP algorithm, make sure caller ID (DTMF/FSK) and DTMF key accurately receive in all kinds of line environment.
- Can choose SD card or SATA hard disk to store the recorded data. SD card can reach 32 G. Hard disk can reach to 500 G, 1TB, 2TB.
- 8 times hardware compression to store the data which can save the storage space.4G will save about 1100 hours data.
- Automatically detect the storage space. It will automatically remove the earliest data when the space will be full. Support to circulate record.
- A record server can register multiple users; the admin can preset every user's operation permission.
- Can choose client search(C/S) or browser search(B/S) to search and manage call records.
- Standalone recorder support distributed multiple installation; central manage by our central recording management software
- Supply the third party development interface (OCX Controls); can realize to supply real-time telephone calls info to other CRM software by calling this interface. It is convenient to link up with all kinds of operation system.
- Embedded SQLite database. Support multiple devices to stack.
- Do not need install any plug-in on the computer. Directly access device by browser (playing/monitoring does not need install any plug-in or decoder).



WEB client side software (for single device, embedded in the device) includes the

follow functions:

- Real time monitor each channel status, incoming and out calls number, duration etc.
 - Real time monitor the selected channel
 - Search according to different conditions, play files and add remarks on the files.
 - Backup the recorded files and the calls info to the local computer at real time or fixed time
 - User login and user permission management.
 - Change device IP
 - Channel configuration.
 - Device Time synchronization
 - Logs management.
 - Check device info
-
- WEB management system client side support smart phone, tablet PC to access (search, monitor, download).
 - A record server can register multiple users. Admin can preset different permissions to each user.
 - Supply WEB recording system client side or CS architecture desktop recording system client side to manage the calls record.



1,2&4 channel (SD card)



8 channel (SD card)



8&16 channel (SATA hard disk)



24&32 channel (SATA hard disk)



Product Model

- ✚ AR200 **2 channel standalone recorder**
- ✚ AR400 **4 channel standalone recorder**
- ✚ AR800 **8 channel standalone recorder**
- ✚ AR1600 **16 channel standalone recorder**
- ✚ AR2400 **24 channel standalone recorder**
- ✚ AR3200 **32 channel standalone recorder**

Center management recording system(WEB)

Standalone recorder support distributed installation in multiple places; monitor and manage by the center manage recording system

The center management recording system adopts B/S architecture. There are center data backup, user manager, role manager, device manager, system setting, device error alarm, recorded file search and play, system backup progress, system logs. It is easy to install and operate.

Center management recording system run in windows platform , adopt SQLite database. The number of the devices to connect do not have limit. It will get better performance to adopt higher configuration PC.

Standalone recorder support two networking modes.

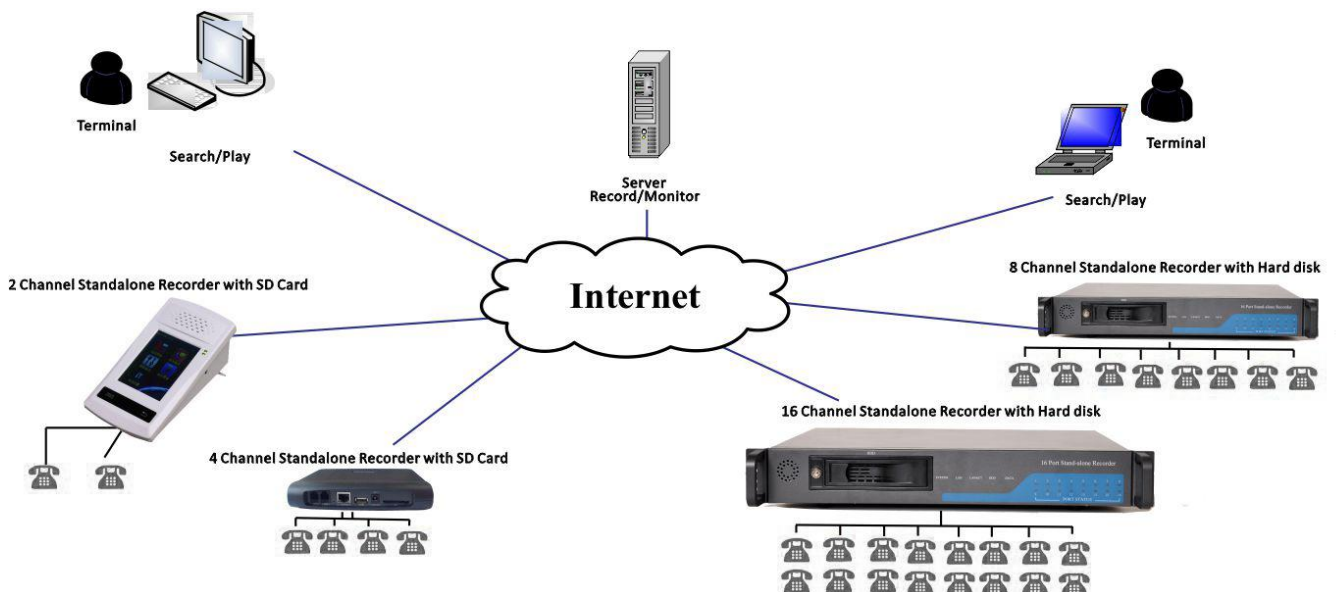
1. Standalone recorder device actively connects the center management recording system which has static IP(passive mode. when the center management server have static IP).
2. The center management recording system actively connects the standalone recorder device which has static IP(Active mode. When the standalone recorder device have static IP).

Web client side support cross-platform, cross-browser to access the device.

Support smart phone and tablet PC to access the device (search, play, monitor, download with mp3 file format).



Application diagrams as follows:





Multiple devices in the rack

Current location: Device manager > Device status

Device name: Device status: Normal Abnormal

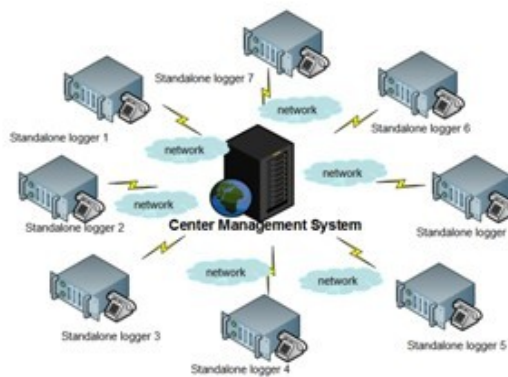
No.	Device ID	Device name	IP Address	Connection	Channels	Channel Status	
<input type="checkbox"/>	1	ID0001	TestDevice1	192.168.0.181	Successfully	4	●●●●
<input type="checkbox"/>	2	ID0002	TestDevice2	192.168.0.183	Successfully	2	●●
<input type="checkbox"/>	3	ID0003	TestDevice3	192.168.0.184	Successfully	4	●●●●
<input type="checkbox"/>	4	ID0004	TestDevice4	192.168.0.185	Successfully	2	●●
<input type="checkbox"/>	5	ID0005	TestDevice5	192.168.0.186	Successfully	2	●●
<input type="checkbox"/>	6	ID0006	TestDevice6	192.168.0.187	Failed	0	
<input type="checkbox"/>	7	ID0007	TestDevice7	192.168.0.188	Failed	0	
<input type="checkbox"/>	8	ID0008	TestDevice8	192.168.0.189	Successfully	4	●●●●

Current location: Backup progress

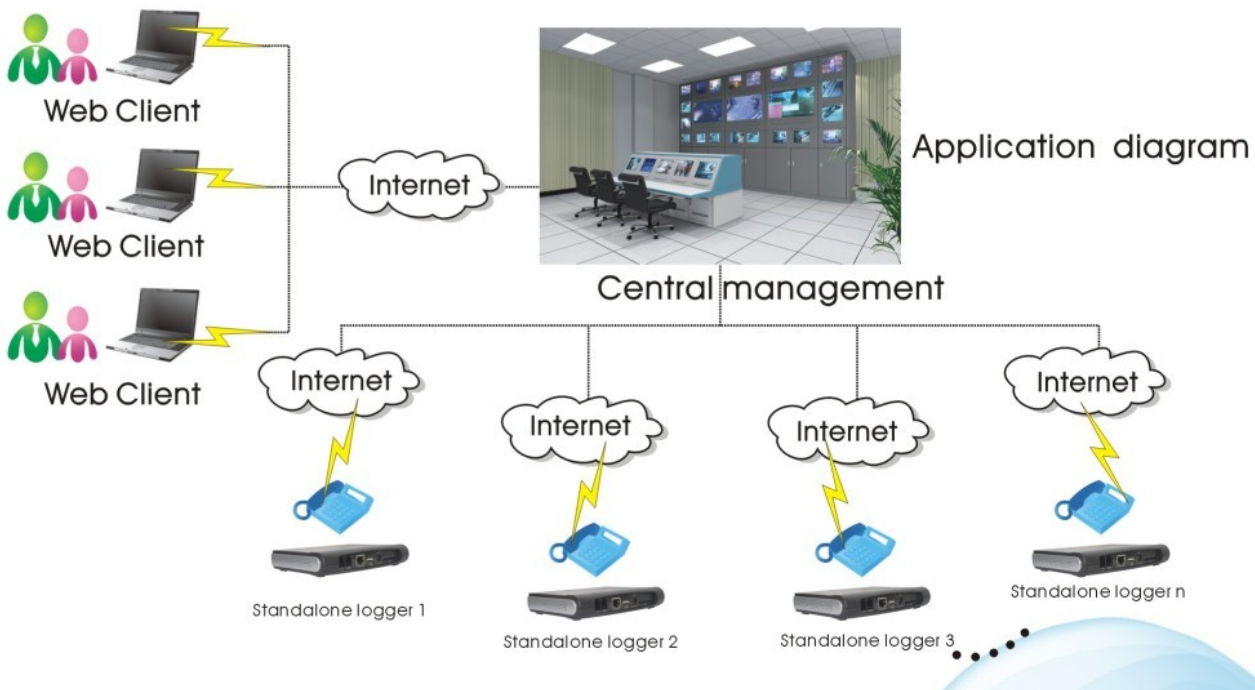
Start Time: 2014-04-18 00:00:01 End Time: 2014-04-18 10:42:32 Device: ALL

No.	Device Name	IP	Port	File	Downloaded	Failed	Bit Error	Status	Event
<input type="checkbox"/>	1	TestDevice2	192.168.0.183	12345	500	500	0	100%	
<input type="checkbox"/>	2	TestDevice4	192.168.0.185	12345	488	488	0	100%	
<input type="checkbox"/>	3	TestDevice5	192.168.0.186	12345	483	483	0	100%	
<input type="checkbox"/>	4	TestDevice8	192.168.0.189	12345	840	840	0	100%	
<input type="checkbox"/>	5	TestDevice1	192.168.0.181	12345	508	508	0	100%	

Total 5 record, Page 1 of 1



4



Application diagram